

微型RD10Q.1.B系列 - 桥式不可打开

Miniature series of RD10Q.1.B-Bridge type non-opening



闭合状态:
Opening type:

- Q** 桥式
Bridge type
- F** 全封闭式
Enclosed
- BF** 半封闭式
Semi-enclosed

注: 无字母为普通型
Note: blank means general type

打开方式:
Opening way:

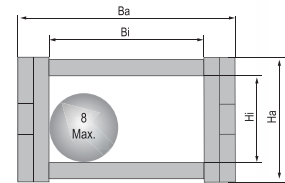

- B** 不可打开
Non-opening
- S** 双侧打开
Open of both side
- W** 外侧打开
Exterior opening
- N** 内侧打开
Interior opening
- F** 无需打开
Without opening

款式:
Style:

- Q.B** 桥式不可打开
Bridge type non-opening
- Q.N** 桥式内侧开
Bridge type interior opening
- Q.W** 桥式外侧开
Bridge type exterior opening
- Q.S** 桥式双侧可打开
Bridge type both side opening
- BF.B** 半封闭不可开
Semi-enclosed non-opening
- BF.N** 半封闭内侧开
Semi-enclosed interior opening
- BF.W** 半封闭外侧开
Semi-enclosed exterior opening
- BF.S** 半封闭双侧开
Semi-enclosed both side opening
- F.N** 封闭内侧开
Enclosed interior opening
- F.W** 封闭外侧开
Enclosed exterior opening
- F.S** 封闭双侧开
Enclosed both side opening

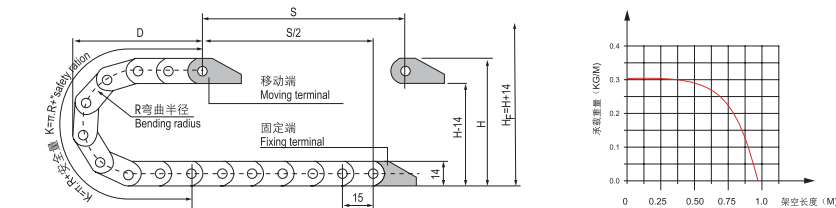
接头类型:
Bracket type:

- X** 斜型接头
Oblique bracket
- F** 方型接头
Square bracket



- ◎ The cable chain is low noise and smooth operation. Its tested service life is up to 20 million times.
- ◎ 噪音低、运行流畅, 测试使用寿命达 2 千万次
- ◎ The cable chain is suitable for a diameter of 8mm or less of cable.
- ◎ 适用于直径 8 毫米以下线缆

主要技术参数 Basic technical data



RD10Q.1.10B:
节距 = 15mm, 每米节数 = 66, 链长 = S/2 + K, S = 行程距离, K = π · R + "安全量"
Pitch = 15mm, link per meter = 66, length of chain = S/2 + K, S = stroke, K = π · R + "safety ration"

RD10Q.1.15B, RD10Q.1.20B:
节距 = 20mm, 每米节数 = 50, 链长 = S/2 + K, S = 行程距离, K = π · R + "安全量"
Pitch = 20mm, link per meter = 50, length of chain = S/2 + K, S = stroke, K = π · R + "safety ration"

	R	18	28	38
H	50	70	90	
D	40	50	60	
K	90	120	150	

安装实际高度: H_r = H + 13.5mm (负载 0.2kg/m)
Actual mounting height: H_r = H + 13.5mm (load 0.2kg/m)

RD10Q.1.B 系列 - 桥式不可打开 Series of RD10Q.1.B-Bridge type non-opening

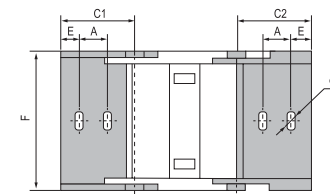
示意图 Drawing



系列号 Series No.	内高 Hi	内宽 Bi	外高 Ha	外宽 Ba	款式 Styles	弯曲半径 Bending radius R	固定接头类型及参数 Bracket type and parameters						代号 No.	
							可配接头类型 Applicable bracket type	孔径 Bore diameter φ1	孔距 (mm) hole distance					
								A	B	C	D	E	F	
RD10Q.1.10B	10	10	14	18	Q.B	18,28	X ₁	3.2	8	22		4	17	RD10Q.1.10B-XJT
RD10Q.1.15B	10	15	15	23	Q.B	18,28,38	X ₁	4*7L	10	C1=31 C2=27		8	23	RD10Q.1.15B-XJT
RD10Q.1.20B	10	20	15	28	Q.B	18,28	X ₁	3.2*7L	10	C1=30 C2=27		8	28	RD10Q.1.20B-XJT

注: B 表示不可打开
Note: B indicates that non-opening

固定接头类型及参数 Fix bracket type and parameters (见表格 See table)



X₁ 型接头 X₁ type bracket

订货示例 Order Sample

示例 拖链内高 10mm、内宽 10mm、半径 18mm、长度 0.5 米 / 33 节 (Sample: inner height 10mm, inner width 10mm, radius 18mm, length 33 links/0.5 meter)

拖链 chain RD010Q.1.10B R18 500mm / 33 Links

接头 Bracket RD010Q.1.10B-XJT 1 副 (Set)

配件 Accessories

注: 可根据客户要求定制各种规格。 Note: Various sizes can be customized according to customer requirements.